



MARCH 2020



Sunday	Monday	Tuesday	Wednesday	Thursday	Friday	Saturday
1	2	3	4	5	6	7
8	9	10	11	12	13	14
15 Theme: R	16 Rainbow name craft PAS-1.1 PK.D PAS-9.1.V PK.A	17 Green scavenger hunt PAS-9.1.V PK.A PAS-7.1 PK.B	18 Letter R recognition & sound practice PAS-1.1 PK.D	19 Letter R writing practice PAS-1.1 PK.D PAS-1.4 PK.F	20 Learning about Spring PAS-3.3 PK.A.5	21
22 Theme: S	23 Practice name writing PAS-1.1 PK.D PAS-10.5 PK.B	24 Letter S recognition & sound practice PAS-1.1 PK.D	25 Solar System PAS-3.3. PK.B.1	26 Letter S writing practice PAS-1.1 PK.D PAS-1.4 PK.F	27 Review letters A-S PAS-1.1 PK.D	28
29	30	31				

EVENTS/

& REMINDERS

SUPPLIES

1 Paper Towel
1 Tissue

CLOSINGS

Per Gov. Wolf, Jolly Toddlers is closed 3-16-20 through 3-30-20.

TRY MEDITATING

<https://leftbrainbuddha.com/mindful-mantras-for-kids/>

GROUP PLANNING/

LEAD TEACHER:
Paige F

GROUP
Ladybug

WEEK OF
MARCH 16- MARCH 20

CHANGES TO THE ENVIRONMENT, ROUTINES, SCHEDULE: Learning from home!

FAMILY INVOLVEMENT: Sharing educational resources with families.

*******If the links for the worksheets aren't working, check the end of the PDF for copies of the four worksheets**

	MONDAY	TUESDAY	WEDNESDAY	THURSDAY	FRIDAY
INSIDE	Rainbow name craft Click here for link to the rainbow name craft	Green scavenger hunt ---See how many green items you can find around the house/ outside. Count the number of items you find! Click here for a How To Catch A Leprechaun Read aloud	Practice identifying the letter R & the sound it makes Click here for the letter R worksheet Click here for the letter R song	Practice writing the letter R & review the sound it makes Click here for the letter R worksheet	Talk about Spring! Compare and contrast the similarities and differences between Spring and Winter.
OUTSIDE (IN ADDITION TO FREE OUTDOOR PLAY)		Collect rocks. Talk about the similarities and differences between the rocks. Arrange the rocks by size or color	Practice running/walking in different patterns (straight line, zig-zag, backwards, hopping, etc.)	Work on balance by playing hopscotch or walking on a straight line drawn with chalk	Go for a nature walk! Observe what you see in the sky, on the ground, on the trees, ect.

GOALS/PBIS: Recognize letter R & the sound it makes

GROUP PLANNING/

LEAD TEACHER:
Paige F

GROUP
Ladybug

WEEK OF
MARCH 23- MARCH 27

CHANGES TO THE ENVIRONMENT, ROUTINES, SCHEDULE: Learning from home!

FAMILY INVOLVEMENT: Sharing educational resources with families.

******If the links for the worksheets aren't working, check the end of the PDF for copies of the four worksheets**

	MONDAY	TUESDAY	WEDNESDAY	THURSDAY	FRIDAY
INSIDE	Practice name writing and reviewing the letters in your child's name	Practice identifying the letter S & the sound it makes Click here for the letter S worksheet Click here for the letter S song	Introduction to the Solar System (we will revisit this topic when we come back together as a class) Click here for a link to a song about the Solar System	Practice writing the letter S & review the sound it makes Click here for the letter S worksheet	Review letters A-S with your child. If they can identify the letter, try asking them what sound it makes. I have linked printable flashcards that can be used to assist with this if need be Click here for printable letter flashcards
OUTSIDE (IN ADDITION TO FREE OUTDOOR PLAY)	Use chalk to practice drawing and writing names	Have a color scavenger hunt outside. See if you can collect one item to represent each primary color	Observe the sky once during the day and once during the night. Talk about what you see	Have a catch to improve hand-eye coordination	Go for a walk around your neighborhood. Talk about where you live and what's around your house to familiarize your child with the community they live in

GOALS/PBIS: Recognize letter S & the sound it makes

Additional Resources:

- [GoNoodle \(Guided dances\)](#)
- [Cosmic Kids Yoga](#)
- [Scholastic Learn At Home \(Educational resources\)](#)
- [ABCYa \(Educational games\)](#)
- [PBS Kids](#)
- [List of educational website offering limited free subscriptions](#)
- [List of educational apps ages 2-5](#)
- [List of educational apps & websites for preschoolers](#)
- [List of 125 activities/ learning opportunities](#)
- Pinterest is also a great resource for science experiments/ crafts/ gross motor games/educational activities for kids!

*****Worksheets can be found on the next four pages. These are similar to the ones we do in class to practice letter writing and recognition.**

Find the Letters

Trace the letters. Then color in the circles that have the letters you traced.

5



is for
rose



	(f)	(Q)	(r)	(O)
(r)	(N)	(R)	(l)	(c)
	(p)	(a)	(O)	(R)
(B)	(r)	(b)	(H)	(o)
	(q)	(r)	(p)	(R)
(n)	(R)	(Q)	(o)	(q)

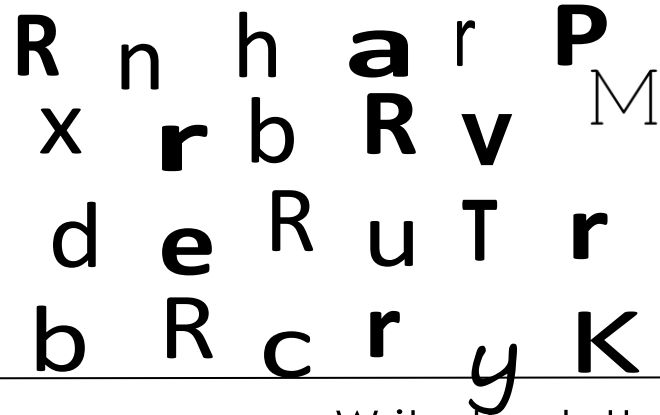


Name _____

Color the letters.

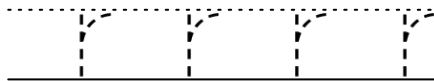
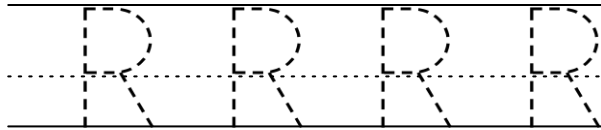


Circle the letter Rr.


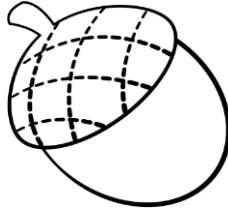




Trace the letters.

Write the letters.



Color the things that start with r.




Find the Letters


Trace the letters. Then color in the circles that have the letters you traced.




is for
sun



Color the letters.

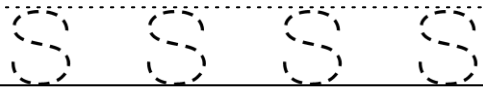
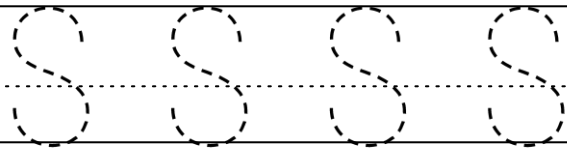


Circle the letter Ss.



Trace the letters.

Write the letters.



Color the things that start with s.

